



Copyright © 2017 by I Can Math. Permission granted for dissemination and reprinting



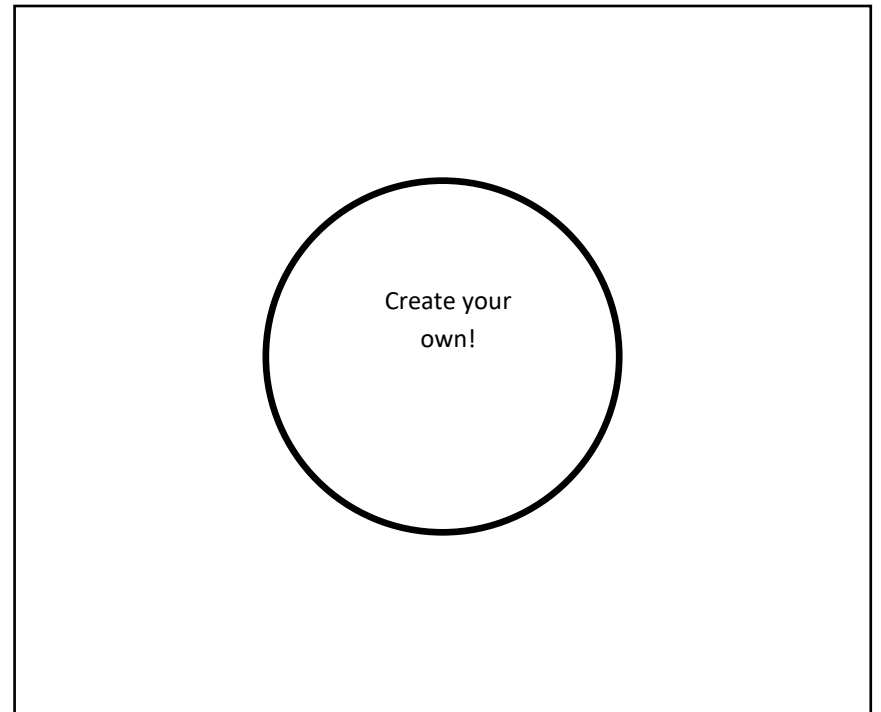


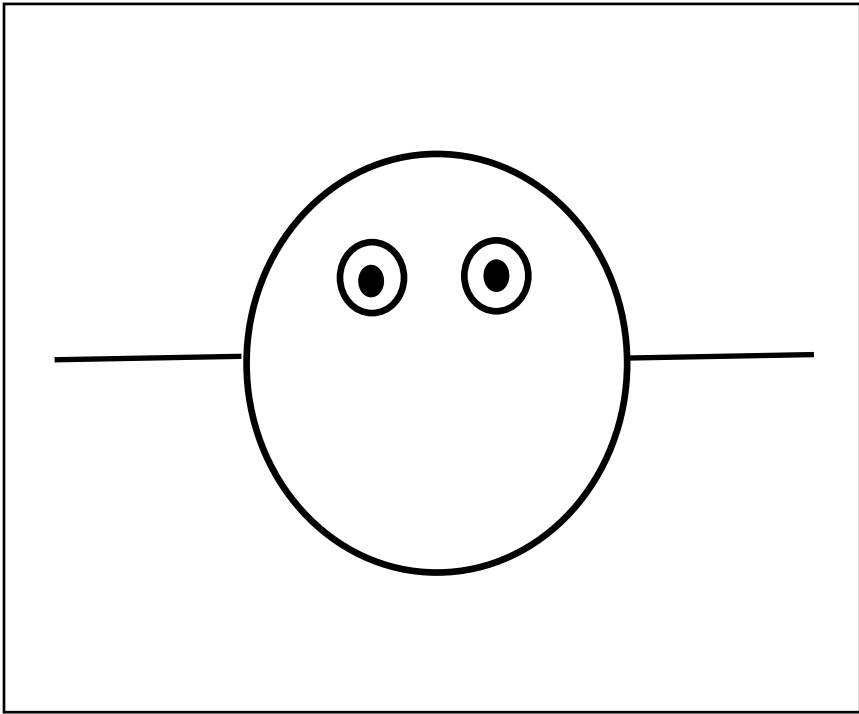
Copyright © 2017 by I Can Math. Permission granted for dissemination and reprinting



Copyright © 2017 by I Can Math. Permission granted for dissemination and reprinting



Copyright © 2017 by I Can Math. Permission granted for dissemination and reprinting





Copyright © 2017 by I Can Math. Permission granted for dissemination and reprinting



Copyright © 2017 by I Can Math. Permission granted for dissemination and reprinting



Copyright © 2017 by I Can Math. Permission granted for dissemination and reprinting



Copyright © 2017 by I Can Math. Permission granted for dissemination and reprinting

## Valentine's Day Monster

### Materials

- Straws and/or pipe cleaners
- Googly eyes
- Strawberry or Chocolate Playdough (from Monday's activity)
- Monster Cards (printed, optional)

### Adult role:

- ◇ Show children the monster sheet and encourage them to recreate each monster. Remember to use words such as ON TOP OF, NEXT TO, BELOW, ABOVE, ETC.
- ◇ Support children as they use the materials.
- ◇ When children are finished replicating the monsters, children may create their own monster using the materials
- ◇ Continue to ask children the position of items to increase their vocabulary of spatial words

*Copyright © 2017 by I Can Math. Permission granted for dissemination and reprinting expressly in conjunction with I Can Math educational purposes.*

