





Word Search




bat
cat
hat
mat
sat



fan
man
pan
ran
van



bag
rag
sag
tag
wag





RECIPE FOR OOBLECK

INGREDIENTS

1 Large Bowl
1 Spoon
1 Cup of Corn Starch
1 Cup of Water
Food Coloring
Wax Paper

STEPS

1. Pour 1 cup of water into a large bowl.
2. Add 8-10 drops of the food coloring of your choice and stir.
3. Add 1 cup of Corn Starch to the bowl of colored water.
4. Stir until the Corn Starch has dissolved.
5. Pour the Oobleck onto a sheet of wax paper.
6. Have fun!

Scavenger Hunt

Something Blue

Something Red

Something hiding under your bed

Something New



Something Old

Something you
would find in a zoo